

SUMMER

HOMEWORK

Name: _____

Primary 3

Dear Parents,

Summer break is here!!! It has been such a joy to watch your children grow and learn so much. We are very proud of all the progress each child has made. Your support and efforts at home have been a major reason for your child's successes every time. Each of you is to be commended for your efforts.

In order to make sure that your child keeps the "brain juices" flowing over the summer break, we have put together a packet that reviews great materials we have learned till now and an introduction of what we will learn in future. Completing the assigned pages each week would be very beneficial as it would help ensure retention of the materials learned. Moreover, completion of this packet will get us off on the right foot when your child returns to school.

Once again, thank you for all your support! We look forward to seeing all of your children's bright and shining faces soon. Enjoy the summer!

Regards,

Management

Be Creative, Be Kind, Be Happy, Be Safe & Be You!

Computer Assignment:

Using MS Word, make a "Summer Vacations" card (Use page border, page color and different designs). Take a print and attach it in your file.

Activity Title: Hour of Code

The Hour of Code is a global movement by Computer Science Education Week and Code.org reaching tens of millions of students in 180+ countries through a one-hour introduction to computer science and computer programming. Any students can learn coding with fun by going through several amazing and game based learning activities available on <https://code.org/> Students will explore several hour of code activities <https://code.org/learn> ,watch video, play games and get insight of learning coding through game based activities. Students will search and play the six coding games and get their online certificate of completion. Coding through Minecraft <https://code.org/minecraft> and Star War <https://code.org/starwars> are highly recommended games.

Games Access Links:

1. Minecraft: <https://code.org/minecraft>
2. Star Wars: <https://code.org/starwars>
3. Make Music: <https://hourofcode.com/scratchmus>
4. Gumball: <https://hourofcode.com/gumadventure>
5. Code the news: <https://hourofcode.com/vidnews>
6. Rob Garden: <https://hourofcode.com/rgbegun>
7. Actimator: <https://hourofcode.com/myradream>
8. Make Don't Drop: <https://hourofcode.com/hopdropphone>
9. Switch & Glitch: <https://hourofcode.com/switchglitch>

Islamiyat Assignment:

1. Write a biography of Prophet Yousuf (AS)
2. Memorize full Surah Yaseen
3. Daily Recitation

100 Times Recitation	
Monday	Alhamdulillah
Tuesday	Subhan Allah
Wednesday	Allah o Akbar
Thursday	Astagfirullah
Friday	Durood-e- Shareef
Saturday	First Kalimah
Sunday	سُبْحَانَ اللَّهِ وَبِحَمْدِهِ سُبْحَانَ اللَّهِ الْعَظِيمِ

4. Allah's Names
5. Prophet's ﷺ Names
6. Recitation of Ayat-ul-Kursi for protection
7. Dua for Increasing Eman
8. Dua for Increasing Knowledge
9. Dua for earning unlimited reward
10. Morning and Evening Tasbih
11. Miswak Application
12. 100 Times Recitation as per the day
13. Surah Yaseen (Memorization)
14. Fajar Pray
15. Zuhr Pray
16. Asar Pray
17. Magrib Pray
18. Esha Pray
19. 80 Times Friday's Durood Sharif
20. Charity as per the feasibility

Mathematics Assignment:

Mathematics Assignments

1) Multiply.

a.	b.	c.	d.
$2 \times 7 = \underline{\hspace{2cm}}$	$7 \times 4 = \underline{\hspace{2cm}}$	$3 \times 3 = \underline{\hspace{2cm}}$	$7 \times 8 = \underline{\hspace{2cm}}$
$8 \times 3 = \underline{\hspace{2cm}}$	$5 \times 8 = \underline{\hspace{2cm}}$	$4 \times 4 = \underline{\hspace{2cm}}$	$6 \times 5 = \underline{\hspace{2cm}}$
$5 \times 5 = \underline{\hspace{2cm}}$	$3 \times 9 = \underline{\hspace{2cm}}$	$7 \times 7 = \underline{\hspace{2cm}}$	$8 \times 6 = \underline{\hspace{2cm}}$
$9 \times 4 = \underline{\hspace{2cm}}$	$5 \times 7 = \underline{\hspace{2cm}}$	$4 \times 8 = \underline{\hspace{2cm}}$	$6 \times 9 = \underline{\hspace{2cm}}$

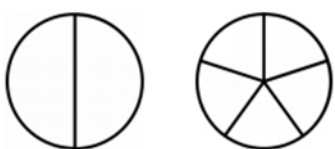
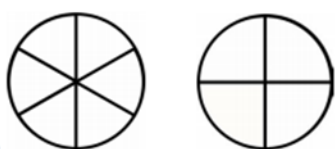
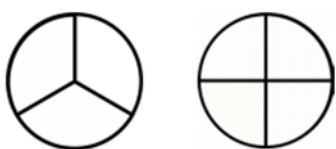
2) Divide

a.	b.	c.	d.
$21 \div 3 = \underline{\quad}$	$32 \div 4 = \underline{\quad}$	$45 \div 5 = \underline{\quad}$	$50 \div 5 = \underline{\quad}$
$35 \div 7 = \underline{\quad}$	$40 \div 8 = \underline{\quad}$	$28 \div 4 = \underline{\quad}$	$72 \div 9 = \underline{\quad}$
$48 \div 6 = \underline{\quad}$	$66 \div 6 = \underline{\quad}$	$36 \div 9 = \underline{\quad}$	$18 \div 6 = \underline{\quad}$
$49 \div 7 = \underline{\quad}$	$56 \div 8 = \underline{\quad}$	$63 \div 7 = \underline{\quad}$	$27 \div 9 = \underline{\quad}$

3) Write a multiplication for each addition, and solve.

<p>a. $5 + 5 + 5$</p> <p>$\underline{\quad} \times \underline{\quad} = \underline{\quad}$</p>	<p>b. $4 + 4 + 4 + 4 + 4$</p> <p>$\underline{\quad} \times \underline{\quad} = \underline{\quad}$</p>
--	--

4) Color. Then compare and write $<$, $>$, or $=$ between the fractions.

<p>a.</p>  <p>$\frac{1}{2}$ $\frac{2}{5}$</p>	<p>b.</p>  <p>$\frac{4}{6}$ $\frac{3}{4}$</p>	<p>c.</p>  <p>$\frac{2}{3}$ $\frac{2}{4}$</p>
--	--	--

5. Calculate mentally.

<p>a. $560 + 40 = \underline{\quad}$</p> <p>$560 + 400 = \underline{\quad}$</p>	<p>b. $520 - 20 = \underline{\quad}$</p> <p>$520 - 200 = \underline{\quad}$</p>	<p>c. $362 - 30 = \underline{\quad}$</p> <p>$362 - 300 = \underline{\quad}$</p>
--	--	--

- 6) What is double 35?
- 7) Mary picked 5 apples and Bill picked 9. The children shared all of their apples evenly. How many did each child get?
- 8) List here the even numbers from 10 to 20.
- 9) Find the difference of 75 and 90.
- 10) Ed had saved \$16. Then grandma gave him \$10. Now how much more does he need in order to buy a toolset for \$32?
- 11) Petra ate 265 ice-creams last year. This year she ate 177 ice-creams less than last year. How many ice-creams did she eat this year?
- 12) Sandra needs 500 dollars. She has already 234 dollars. How many dollars does she still need?
- 13) A farmer has 174 chicken eggs. He has 288 duck eggs. How many eggs does the farmer have altogether?
- 14) Yesterday I bought a chocolate cake. I ate one-half of it. How much cake did I have left?
- 15) Mr. Erik bought 389 chocolate ice-creams and 345 strawberry ice-creams. How many ice-creams did Mr. Erik buy altogether?
- 16) A television set costs 615 dollars. If you pay with 700 dollars, how much change will you get back?
- 17) Dora got \$325 from her father and \$289 from her mother. How much money does she have now?
- 18) Gary played a car game and scored 453 points in first round and 673 points in second round. The game was over after the second round. How many points did he have at the end of the game?
- 19) There are 230 lions and 140 tigers in a forest. These are the only wild animals in the forest. Find the total number of wild animals in the forest.
- 20) Director James directed a film which ran for 248 minutes. During the editing process, 109 minutes were removed. What is the final running time of the film, after editing?

Project:

With the help of 3 D shape, make your own model (house, park, building, etc.)

E-links:

1. www.education.com/games/math
2. www.math-play.com/3rd-grade-math-games.html
3. www.math-exercises-for-kids.com/

SCIENCE ASSIGNMENT

- a. Prepare a 2 pages report on and add lots of information, images and fascinating facts about bones and muscles from the given link.
<https://www.theschoolrun.com/homework-help/bones-and-muscles>
- b. Do you think you can lift a bottle of rice with a pencil? Write your prediction. Now try this activity, write your observation and conclusion.
- c. After writing your observation and conclusion, see the given video link.
<https://www.youtube.com/watch?v=vn9fKJc1jkE>
and write your second observation.
- d. Then compare the two observations and conclude the identifying reason.
- e. Instructions

As part of your course, you are required to submit the review articles.

This exercise is meant to inculcate research temperament and skills by carrying out the in-depth study of given research topics relevant to the course, and to make you familiarize with different online available data resources.

Make the assignments on the following topics.

Warning: Write in your own words, do not copy-paste. Plagiarism is not acceptable. Compile your research assignment with the help of parents or any adult, on the given topics.

- a) How can the food distribution system be improved to prevent food waste?
- b) How are robots going to improve medicine?
- c) Renewable and Non-Renewable Energy
- d) Identify the different parts and functions of the heart.
- e) Compare and contrast the similarities and differences between Earth and the other inner planets.

SOCIAL STUDIES ASSIGNMENT

- a. Instructions

As part of your course, you are required to submit the review articles.

This exercise is meant to inculcate research temperament and skills by carrying out the in-depth study of given research topics relevant to the course, and to make you familiarize with different online available data resources.

Make the assignments on the following topics.

Warning: Write in your own words, do not copy-paste. Plagiarism is not acceptable. Compile your research assignment with the help of parents or any adult, on the given topics.

1. Do you think you are a responsible citizen?
2. How does education improve the society?

3. The national tree of Pakistan
4. What are the main imports and exports of Pakistan?
5. What is the importance of transport and communication?

b. You are encouraged to explore the web for help but DO NOT COPY DIRECTLY FROM WEBSITES.

Use the following website to answer the questions below:

<http://science.hq.nasa.gov/missions/>

1. Which mission is destined for the planet closest to the Sun?
2. When will this spacecraft (from Question 1) finally enter orbit about this planet?
3. Which mission is destined for the planet farthest from the Sun?
4. When will this spacecraft (from Question first encounter its destination planet & moon?
5. Which mission directly impacted a comet on July 4th of last year?

URDU ASSIGNMENT

☆- کتاب سدا بہار: سبق: ”گھوڑے جلدی چلو“ کو پڑھیے اور صفحہ نمبر ۳۸ پر لفظ بنائیے اور کھیلوں کے نام کی خوشخطی کریں۔

☆- کتاب سدا بہار: سبق: ”بلو کا بستہ“ کو پڑھیے اور صفحہ نمبر ۴۶ پر سوال نمبر ۸ اور ۹ کتاب میں کریں اور سوال نمبر ۱۰ کاپی میں کریں۔

☆- کتاب سدا بہار: سبق: ”میں بھی لوگوں کے کام آؤں گا“ کی بلند خوانی کریں اور سوال نمبر ۴ اور ۸ صفحہ نمبر ۵۳ پر کریں۔

☆- کتاب سدا بہار: صفحہ نمبر ۵۷ پر نثر نگاری کتاب میں کریں۔

☆- کتاب سدا بہار: ”روٹی کون کھائے گا؟“ کی بلند خوانی کریں اور صفحہ نمبر ۶۱ پر سوال نمبر ۲، ۶ اور ۷ کتاب میں کریں۔

☆- کتاب سدا بہار: صفحہ نمبر ۶۷ پڑھیے اور اس کی مدد سے ”علامہ اقبال“ کے بارے میں مزید معلومات اکٹھی کر کے ایک مضمون لکھیے۔

☆- کتاب سدا بہار: صفحات نمبر ۵۴، ۵۵، ۶۲، ۶۸، ۶۹، ۸۱، ۸۲، ۸۳ کتاب میں کریں۔

☆- کتاب چاند: صفحہ نمبر ۲۳، سبق ”ہمیں خیال رکھنا ہے“ کی بلند خوانی کریں اور صفحہ نمبر ۲۴ پر موجود سوالات کتاب میں حل کریں اور سرگرمی بھی کریں۔

☆- کتاب چاند: (تفہیم) سبق: ”قائد اعظم کی یاد میں“ کو پڑھیے اور سوالوں کے جوابات صفحہ نمبر ۹۲ پر لکھیے۔

☆- کتاب چاند: صفحہ نمبر ۸۶، نظم ”مُرخے میاں“ پڑھیے اور اس نظم کو مختصر کہانی کی صورت میں کاپی میں لکھیے نیز صفحہ نمبر ۸۷ پر موجود سوالات کے جوابات کتاب میں لکھیے۔

☆- کتاب چاند: صفحہ نمبر ۲۷ ”معتمہ“ اور صفحہ نمبر ۲۹ ”ہم آواز الفاظ“ کتاب میں کریں۔

عنوانات برائے تخلیقی لکھائی:

- ۱۔ تندرستی ہزار نعمت ہے۔ ، ۲۔ میرا پسندیدہ مشغلہ
- ۳۔ آپ کے خیال میں اُستاد کیوں ضروری ہے؟ تفصیل سے بیان کیجیے۔
- ۴۔ ”کوڑے دان کی اہمیت“ پر ایک ۱۵۰ الفاظ پر مشتمل کہانی لکھیے۔
- ۵۔ آپ کا اب تک کا یادگار سفر کون سا رہا اور کیوں؟ تفصیل سے بتائیے۔

ENGLISH ASSIGNMENT

1. Find meanings in the dictionary of the following words and use them in your sentences.
clinging, dangled, rescued, panic, shallow, trapped, catalogue, developed
2. Select any 8 verbs and write a short paragraph.
3. Write a letter to your brother who went to another city to visit his friend. Inform him about a surprise party and tell him to come back.
4. Select any 4 sets of homonyms and use them in your sentences.
5. Observe the pictures and write a paragraph on it.



6. Write a story on the following topic, also use adjectives and connectives in your story.
Use persuasive language to persuade the reader.
 - a. A ghost that was not real
 - b. The man from Mars
7. Write the creative writings of 100 words each on the following topics
 - a. What I like about math
 - b. What makes me laugh?
 - c. What will I share?

- d. Who I will be in the future?
 - e. Who's at the zoo?
 - f. Why I like to read
8. Read the paragraphs and summarize them:

Passage 1

RABBIT LAUGHS

Long ago, there lived a rabbit. Rabbit had a field. It was filled with weeds. Rabbit wanted to plant food. So she had to get rid of the weeds.

But Rabbit was lazy. She did not want to pull up the weeds.

Rabbit thought of a plan. She got a rope. She walked to one side of the field. There she found a big hippo. "I bet I can pull harder on this rope than you!" Rabbit told Hippo. "Just hold one end. Wait until I start to pull."

Then Rabbit took the other end of the rope. She walked to the other side of the field. There she found an elephant. "I bet I can pull harder than you!" Rabbit said. "Just hold this rope until I start to pull."

Rabbit went to the middle. She gave a tug on the rope. Hippo and Elephant began to pull on each end. They pulled hard. The rope went this way and that. It cut down the weeds. Soon the weeds were gone!

Rabbit hopped over to Hippo. "Thanks!" she said. Then she hopped back to Elephant. "Thanks!" she said.

Elephant and Hippo asked, "But who is pulling the other end of the rope if you are hopping?"

How that Rabbit laughed!



Rules for Our School



1. SMILE. People catch smiles just like they catch colds! If you smile at a person, he or she will probably smile at someone else. Soon the whole school will be smiling.

2. FIND WAYS TO HELP. If someone falls, help that person up. If someone has a lot of books, open the door. If a friend does not understand something, help him or her.

3. ALWAYS SAY THANK YOU. Remember to say "Thank you" to others. The person you thank will feel good. The person will also be glad to help you the next time.

4. NEVER PUSH. Lots of people share our school. We share the halls. We share the water fountains. You can't always be first. So do not push! You will make others angry. You might even hurt someone. Instead, say, "You first!"

Frieda and Her Trick

Frieda lives in Germany. Frieda is an octopus. Every day people come to the zoo to see Frieda. They come to see her special trick.

An octopus has eight arms. Frieda uses these arms to do her trick. She opens jars! Here is how she does it. People at the zoo put food that Frieda likes in a jar. They put the lid on tight. Then they place the jar in the water with Frieda.

This smart little octopus climbs on the jar. She holds the lid with her arms. Then she turns her body. The lid comes off!

People at the zoo think Frieda saw them open jars. Then she did it herself. Frieda only opens the jars with food that she likes!



Asteroid Just Misses Boy!

September 1, 1991
Noblesville, Indiana —

Last night, Brodie Spaulding was standing outside his house. He heard a strange sound. Then a small rock hit the ground. It was black and brown. When Brodie touched the rock, he was surprised. The rock was warm!

Brodie's rock was very special. It came all the way from space to Brodie's yard!

Space is full of rocks. They are called asteroids. High in the air, the asteroid catches on fire. Have you ever seen a

shooting star in the night sky? It is really a burning space rock. Most of these rocks burn up before they reach Earth. Only a few hit the ground.

The rock in Brodie's yard was still warm because it had just been on fire! The rock hit Earth hard because it



was moving very fast. It made a hole in Brodie's yard.

Brodie felt scared. The rock almost hit him! He also felt lucky. Now he owned a space rock!