



Pingu's English School
The UK Based Brand

SUMMER PACK 2020



Name: _____

LEVEL 3

Dear Parents,

Summer break is here!!! It has been such a joy to watch your children grow and learn so much. We are very proud of all the progress each child has made. Your support and efforts at home have been a major reason for your child's successes every time. Each of you is to be commended for your efforts.

In order to make sure that your child keeps the "brain juices" flowing over the summer break, we have put together a packet that reviews great materials we have learned till now and an introduction of what we will learn in future. Completing the assigned pages each week would be very beneficial as it would help ensure retention of the materials learned. Moreover, completion of this packet will get us off on the right foot when your child returns to school.

Once again, thank you for all your support! We look forward to seeing all of your children's bright and shining faces soon. Enjoy the summer!

Regards,

Management

Be Creative, Be Kind, Be Happy, Be Safe & Be You!

E-LEARNING SECTIONS

Select the age and level of your child and Let your child explore the following links to learn through audio and visual aids.

- 1) <https://stories.audible.com/start-listen>
- 2) <https://drive.google.com/drive/folders/1HZ-kNNfn5W0JEGZ2ifFdA9plu6ZUcRzu>
- 3) <https://www.facebook.com/165912746795398/posts/2737990939587553/>
- 4) <https://en.e-learningforkids.org/>
- 5) <https://readingeggs.com/>
- 6) <https://www.starfall.com/h/>
- 7) https://www.youtube.com/channel/UCrNnk0wFBnCS1awGjq_ijGQ
- 8) <https://www.brainpop.com/>
- 9) <https://www.curiousworld.com/>
- 10) <https://www.highlightkids.com/>
- 11) <https://kids.nationalgeographic.com/>
- 12) <https://www.coolmath.com/>
- 13) <https://www.funbrain.com/>
- 14) <https://www.babytv.com/>
- 15) <http://www.agnitus.com/>
- 16) <https://www.farfaria.com/>
- 17) <http://spatulatta.com/>
- 18) <https://www.facebook.com/165912746795398/posts/2737990939587553/>
- 19) <https://drive.google.com/open?id=11snrbv3PclbQMflPz4F9o-7foyTHeQ5>
- 20) <https://lessonsforenglish.com/pdf>
- 21) <https://www.englishbookus.com/2019/07/cambridge-english-qualifications.html>
- 22) <https://www.englishbookus.com/2020/02/english-with-games-and-activities-level.html>
- 23) <https://www.englishbookus.com/2020/03/colins-early-learning.html>
- 24) <https://www.englishbookus.com/2020/03/disney-learning-books.html>
- 25) <https://www.englishbookus.com/2020/03/hidden-pictures-4-books.html>
- 26) <https://www.englishbookus.com/2020/03/family-friendsall-levels-audio.html>
- 27) <https://www.englishbookus.com/2020/03/super-safari-pre-k-kgkg2.html>
- 28) <https://www.englishbookus.com/2020/03/global-english-5-books-sb-wb.html>
- 29) <https://www.englishbookus.com/2020/03/oxford-classic-tales-level-1-15-tales.html>
- 30) <https://www.englishbookus.com/2020/03/jolly-phonics.html>
- 31) <https://www.englishbookus.com/2020/02/english-with-games-and-activities-level.html>
- 32) <https://englishbooktank.blogspot.com/2020/03/>

INDOOR ACTIVITIES

1. Make card for your favorite person at home.
2. Help your mother in cooking and cleaning.
3. Get all the chairs together, make a bus and play driver and conductor.
4. Make a camp in your bed.
5. Make a dark den and use a torch.
6. Make sandwiches of different shapes.
7. Play I Spy
8. Blow bubbles and catch them.
9. Painting
10. Coloring
11. Drawing
12. Have an indoor treasure hunt
13. Make shadow puppets
14. Play pass the parcel.
15. Have an indoor picnic.

“Children don’t need more things. The best toys a child can have is a parent who gets down on the floor and plays with them.”



Date: _____

Day: _____

ISLAMIYAT

1. Offer prayer
2. Recitation

100 Times Recitation	
Monday	Alhamdulillah
Tuesday	Subhan Allah
Wednesday	Allah o Akbar
Thursday	Astagfirullah
Friday	Durood-e- Shareef
Saturday	First Kalimah
Sunday	سُبْحَانَ اللَّهِ وَبِحَمْدِهِ سُبْحَانَ اللَّهِ الْعَظِيمِ

3. Allah's Names
4. Prophet's ﷺ Names
5. Recitation of Ayat-ul-Kursi for protection (Repeat After Parents)
6. Dua for Increasing Eman (Repeat After Parents)
7. Dua for Increasing Knowledge
8. 1st – 6th Kalimah (Repeat After Parents)
9. Miswak Application
10. 80 Times Friday's Durood Sharif (Repeat After Parents)
11. Charity as per the feasibility
12. Revise all the surahs and supplications till 2nd Assessment.
13. Watch the links and implement in your lives

<https://www.youtube.com/channel/UCvWyP-vFhIS1-XENpD6w68A/videos>

<https://www.youtube.com/channel/UC178EmfQAV3OT-UpuO6WUMg>

ASSIGNMENTS

1. Create your portfolio of all the given activities (in the form of printed book)
2. Read the Urdu Reader book with the help of your parents.
3. Explore all the websites to learn the new vocabulary and spellings.

ENGLISH ASSIGNMENTS

Date: _____

Day: _____

Write the 1st letter and make a new word



mouse



bug



hen



_ ouse



_ ug

10

_ en



frog



fox



hat



_ og



_ ox



_ at

Date: _____

Day: _____

Complete the families

_at

_an

_ap

_ad

Date: _____

Day: _____

Use the capital letter in the starting of the sentence.

i love summer

will you play with me

i like ice cream

Date: _____

Day: _____

Read and find the sight words

L	I	T	T	L	E
Z	K	H	C	R	S
T	H	E	T	W	P
B	X	Y	Q	I	N
M	V	B	U	T	G
J	F	O	D	H	E

Word Bank

little

they

he

with





but

the

Date: _____

Day: _____

Circle the correct spellings

	bog odg dog ogb gob
	ifsh sfih hisf fish fihs
	swing wsing sinwg gniws nisgw
	barc arcb crab brca carb
	Helsl shell llesh shlel elshl

Date: _____

Day: _____

Match the words with the correct vowels

a

e

i

o

u

Word Bank

cat pot bib get mud
den pig man dug rod

Date: _____

Day: _____

Write the mixed-up sight words correctly

awht

uor

odog

idd

ilwl

dna

uoy

isad

Word Bank

you

will

our

and

what

said

did

good

Date: _____

Day: _____

What do you like about summer? Write any five things and draw any one of them

Date: _____

Day: _____

Write your personal date

First and last name:

Address:

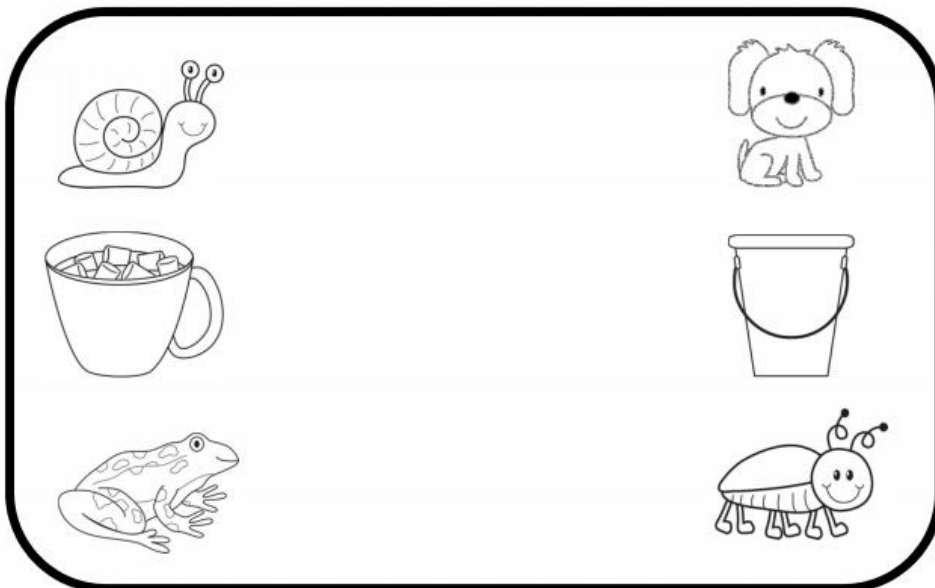
Birthday:

Phone number:

Date: _____

Day: _____

Match the pictures of same sound

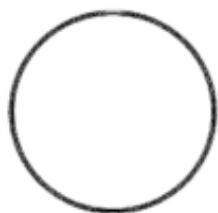


MATHEMATICS ASSIGNMENTS

Date: _____

Day: _____

Label the shapes



Word Bank

Rectangle

Circle

Square


Triangle

Hexagon

Date: _____

Day: _____

Count and write 10's



Date: _____

Day: _____

Circle the number that is greater

4

10

5

11

8

2

15

12

0

9

20

13

1

3

17

18

7

6

19




16

Date: _____

Day: _____

Complete the graph:



Which has the most?



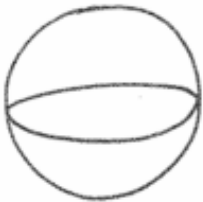
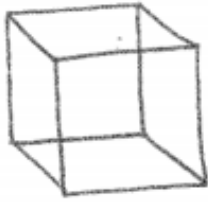
Which has the least?



Date: _____

Day: _____

Name the 3D Shapes



Word Bank

cone

cylinder


cube

sphere

Date: _____

Day: _____

Circle the objects that would be lighter




Circle the object that would be lighter.




Date: _____

Day: _____

Write the equations to match the pictures



_____ + _____ = _____



_____ + _____ = _____



_____ + _____ = _____



_____ + _____ = _____

Date: _____

Day: _____

Write the different equations to make the numbers in the box

3

4

5

_____ + _____ = 3

_____ + _____ = 4

_____ + _____ = 5

_____ + _____ = 3

_____ + _____ = 4

_____ + _____ = 5

_____ + _____ = 3

_____ + _____ = 4

_____ + _____ = 5

_____ + _____ = 4

_____ + _____ = 5

_____ + _____ = 4

_____ + _____ = 5

Date: _____

Day: _____

Write and solve the subtraction problems



$$\underline{\quad} - \underline{\quad} = \underline{\quad}$$



$$\underline{\quad} - \underline{\quad} = \underline{\quad}$$



$$\underline{\quad} - \underline{\quad} = \underline{\quad}$$



$$\underline{\quad} - \underline{\quad} = \underline{\quad}$$

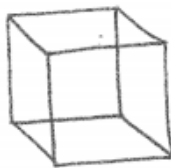
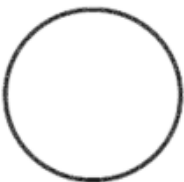
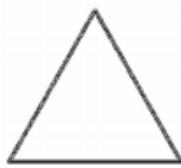


$$\underline{\quad} - \underline{\quad} = \underline{\quad}$$

Date: _____

Day: _____

Is the flat or 3D?



Date: _____

Day: _____

Draw a picture with rods and units and write the equation

12

15

$$\underline{\quad} + \underline{\quad} = \underline{\quad}$$

$$\underline{\quad} + \underline{\quad} = \underline{\quad}$$

17

13

$$\underline{\quad} + \underline{\quad} = \underline{\quad}$$

$$\underline{\quad} + \underline{\quad} = \underline{\quad}$$

19

$$\underline{\quad} + \underline{\quad} = \underline{\quad}$$

Date: _____

Day: _____

Solve the word problems:

If Kim has 4 apples and gets 2 more, how many does she have in all?

If Rob has 5 cookies and gives 2 to his friends, how many does he have left?


If I took a walk in the park and saw 3 birds in a tree and 4 birds on the pond, how many birds did I see?


If Tami made 10 cookies and ate 2, how many cookies did she have left?


Date: _____

Day: _____

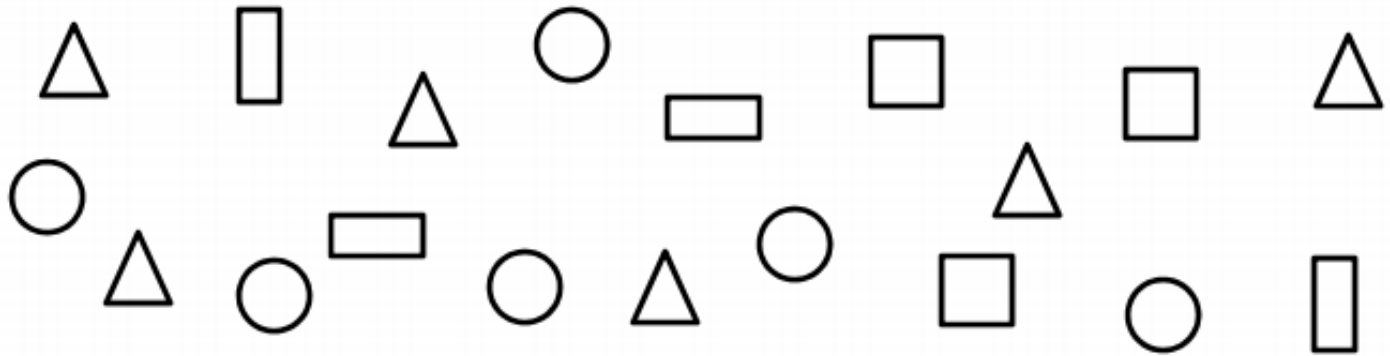
How Many?

Color triangles  green

Color squares  blue

Color rectangles  red

Color circles  yellow



How many triangles?

How many circles?

How many squares?


How many rectangles?

Date: _____


Day: _____

Write the number needed to make 10. Color the boxes if needed. s if needed.


Example: $3 + \underline{7} = 10$




$3 + \underline{\quad} = 10$



$0 + \underline{\quad} = 10$



$5 + \underline{\quad} = 10$



$7 + \underline{\quad} = 10$



$1 + \underline{\quad} = 10$



Date: _____

Day: _____

Color "thumbs up" if the equation is true or
"thumbs down" if the equation is false.



$2+3=4$



$5+0=5$



$1+3=4$



$2+1=2$



$3+2=4$

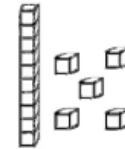
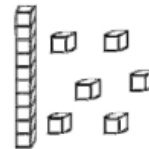
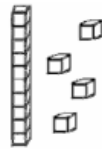
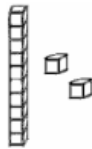


$0+2=2$

Date: _____

Day: _____

Write the number that matches the picture



ART ASSIGNMENTS

Date: _____


Day: _____

1. Raised Salt painting: <https://artfulparent.com/raised-salt-painting/>
2. Oil pastel Painting <https://artfulparent.com/oil-pastel-painting-with-kids/>
3. Nature Sun catchers <https://artfulparent.com/the-perfect-frame-for-a-flower-mandala/>
4. Water Color Resist <https://artfulparent.com/melting-crayons-art-canvas-watercolor-resist/>
5. Marble painting <https://artfulparent.com/marble-painting-for-kids/>

READING COMPREHENSIONS ASSIGNMENTS

Date: _____

Day: _____

Fluffy the Cat	
Fluffy is a cat. She likes to play. Fluffy can jump very high.	
1. What kind of animal is Fluffy?	<input type="radio"/> dog <input type="radio"/> cat
2. What does she like to do?	<input type="radio"/> play <input type="radio"/> jump
3. What can Fluffy do?	<input type="radio"/> jump high <input type="radio"/> walk

Date: _____

Day: _____

Skating Tom

Tom likes to ice skate.
He can skate great!
Tom will skate fast.



1. Who likes to ice skate?	<input type="radio"/> Tom <input type="radio"/> Mom
2. How does he skate?	<input type="radio"/> great <input type="radio"/> fast
3. What will he do?	<input type="radio"/> skate fast <input type="radio"/> a flip

Date: _____

Day: _____

Snow Day

Sam likes the snow.
He will play in the
snow. Sam will ask
Tom to play.



What does Sam like?	<input type="radio"/> hats <input type="radio"/> snow
What will he do?	<input type="radio"/> play in the snow <input type="radio"/> throw the snow

Date: _____

Day: _____

At the Farm

I see a big cow at the farm. The cow is black and white. He likes to eat hay.



1. What do I see?	<input type="radio"/> the farm <input type="radio"/> a big cow
2. What color is it?	<input type="radio"/> black and white <input type="radio"/> white
3. What does he eat?	<input type="radio"/> chicken <input type="radio"/> hay

SCIENCE EXPERIMENTS

Date: _____

Day: _____

Lava Lamp

Materials:

A clean plastic bottle, try to use one with smooth sides
water

Vegetable Oil (or you could use Mineral or Baby Oil instead)

Fizzing tablets (such as Alka Seltzer)

Food Coloring

Instructions:

Fill the bottle up about 1/4th (1 quarter) with water.

Pour the vegetable oil in the bottle until it is almost full. You may want to use a measuring cup with a spout or a funnel. You may have to wait a couple of minutes for the oil and water to separate.

Add a few drops of your favorite food coloring. Watch as the color sinks through the oil. Did your drops of color mix with the water immediately or float in between for a few minutes?

Break your fizzy tablet in half and drop part of it into the bottle. Get ready ... here come the bubbly blobs!

You can even get a flashlight, turn off the lights and drop in another half tablet. This time shine the flashlight through the lava lamp while the blobs are bubbling!

Orange Fizz

Materials:

An Orange or Clementine

1/2 Teaspoon Baking Soda

Instructions:

Cut the orange into slices or peel separate into sections

Dip a slice or section into the baking soda

Take a bite! As you chew, it should start to bubble in your mouth

Storm in a Glass

Materials

Shaving cream

A large glass

water

Food coloring

A spoon

Instructions:

Fill the glass 1/2 full with water

Spray some shaving cream on top of the water to fill the glass to 3/4 full.

Use your finger or a spoon to spread the shaving cream evenly over the top of the water. The top of the shaving cream should be flat.

Mix 1/2-cup water with 10 drops of food coloring in a separate container. Gently add the colored water, spoonful by spoonful, to the top of the shaving cream.

When it gets too heavy, watch it storm

Dry Erase

Materials:

A glass plate, bowl, or picture frame

Dry erase marker

Water

Instructions:

Draw a simple picture on the glass. A stick figure is a good one to start with

Pour water onto the plate or into the bowl slowly to lift up the drawing

Swirl the water around to make the picture dance and move

Milk Art

Materials

A bowl

1/2 cup of milk

Dish soap

Cotton swab

Food Coloring, more than one color

Pepper (optional)

Instructions:

1. Pour the milk into the bowl. Be careful not to move the bowl, you want the milk as still as possible.
2. Put one drop of each color in different places in the milk.
3. Put just a tiny amount of soap on the end of the cotton swab, then touch it to one of the colors. WOW!
4. Let the experimenting begin!
5. To clean up, just pour the milk down the drain. (Do not drink it)

Rainbow in a Glass

Materials

Water

A mug

5 separate cups

A Tablespoon

A clear glass

A dropper or pipette

Instructions:

Separate the Skittles into the cups, in these amounts: 2 red, 4 orange, 6 yellow, 8 green, and 10 purple.

Heat a mug of water in the microwave for a minute and a half (or long enough that the water is hot, but not boiling). Be careful removing the water from the microwave—it's hot!

Measure and pour two tablespoons of hot water into each cup, on top of the Skittles.

Stir each cup carefully so no water splashes out. The cups need to be cool for the next part of the experiment, so leave them somewhere where they won't get knocked over. Stir them every ten minutes or so until the Skittles are dissolved and the water is room temperature.

Using the dropper, add the colored water from the five cups to the clear glass. Start with purple, then add green, then yellow, orange, and red last. Go slowly here, we don't want the different layers to mix.

Congratulations, you made a rainbow. You didn't even have to go outside!

Date: _____

Day: _____

☆ 'یہ' اور 'وہ' کے جملے بنائیے:

آم : یہ آم ہے۔


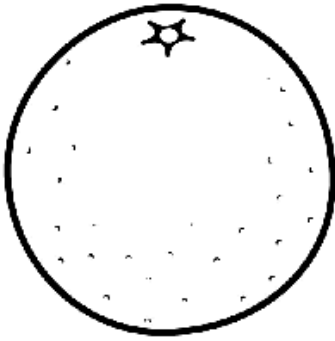
_____ : تالے

_____ : جوتا

_____ : جالا

☆ سبزیوں اور پھلوں کے نام لکھیے:

سیب، گاجر، مالٹا



Date: _____

Day: _____

☆ دنوں کے نام ترتیب سے لکھیے:

منگل، جمعرات، پیر، ہفتہ، بدھ، اتوار، جمعہ

_____	_____	_____
_____	_____	_____
_____	_____	_____


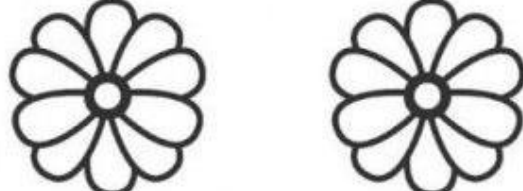
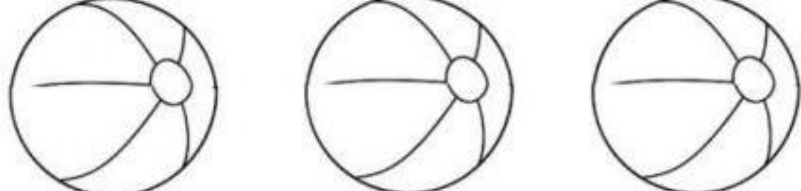
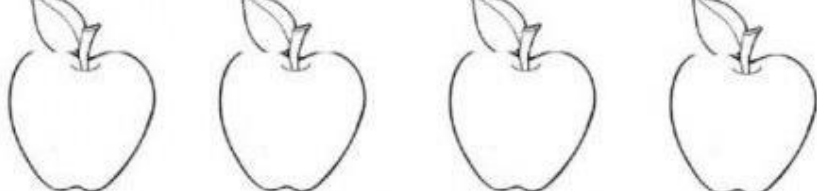

☆ واحد کے جمع لکھیے:

واحد	جمع
تارا	
باجا	
پتیا	
جوتا	

Date: _____

Day: _____

☆ تصاویر گن کر ہندسے لکھیے:

تصاویر	ہندسے
	
	
	
	
	


Date: _____

Day: _____

☆ یہ/وہ، ہے/ہیں کو جملوں میں استعمال کریں:



_____ آم _____




_____ درخت _____



_____ جوتے _____



_____ ایک گاڑی _____



_____ تین پھول _____

Date: _____

Day: _____

☆ مصوت "ا" سے ملا کر الفاظ بنائیے:

_____ = ا + ف

_____ = ا + ب

_____ = ا + س

_____ = ا + ج

☆ زبر والے الفاظ کے گرد دائرہ لگائیے:



Date: _____

Day: _____

☆ خالی جگہ پُر کریں:

