




SUMMER PACK 2020

Pingu's English School
The UK Based Brand



Name: _____

LEVEL 1

Dear Parents,

Summer break is here!!! It has been such a joy to watch your children grow and learn so much. We are very proud of all the progress each child has made. Your support and efforts at home have been a major reason for your child's successes every time. Each of you is to be commended for your efforts.

In order to make sure that your child keeps the "brain juices" flowing over the summer break, we have put together a packet that reviews great materials we have learned till now and an introduction of what we will learn in future. Completing the assigned pages each week would be very beneficial as it would help ensure retention of the materials learned. Moreover, completion of this packet will get us off on the right foot when your child returns to school.

Once again, thank you for all your support! We look forward to seeing all of your children's bright and shining faces soon. Enjoy the summer!

Regards,

Management

Be Creative, Be Kind, Be Happy, Be Safe & Be You!

E-LEARNING SECTIONS

Select the age and level of your child and Let your child explore the following links to learn through audio and visual aids.

- 1) <https://stories.audible.com/start-listen>
- 2) <https://drive.google.com/drive/folders/1HZ-kNNfn5W0JEGZ2iffdA9plu6ZUcRzu>
- 3) <https://www.facebook.com/165912746795398/posts/2737990939587553/>
- 4) <https://en.e-learningforkids.org/>
- 5) <https://readingeggs.com/>
- 6) <https://www.starfall.com/h/>
- 7) https://www.youtube.com/channel/UCrNnk0wFBnCS1awGjq_ijGQ
- 8) <https://www.brainpop.com/>
- 9) <https://www.curiousworld.com/>
- 10) <https://www.highlightskids.com/>
- 11) <https://kids.nationalgeographic.com/>
- 12) <https://www.coolmath.com/>
- 13) <https://www.funbrain.com/>
- 14) <https://www.babytv.com/>
- 15) <http://www.agnitus.com/>
- 16) <https://www.farfaria.com/>
- 17) <http://spatulatta.com/>
- 18) <https://www.facebook.com/165912746795398/posts/2737990939587553/>
- 19) <https://drive.google.com/open?id=1Isnrbv3PclbQMfIPz4F9o-7foyTHeQ5>
- 20) <https://lessonsforenglish.com/pdf>
- 21) <https://www.englishbookus.com/2019/07/cambridge-english-qualifications.html>
- 22) <https://www.englishbookus.com/2020/02/english-with-games-and-activities-level.html>
- 23) <https://www.englishbookus.com/2020/03/colins-early-learning.html>
- 24) <https://www.englishbookus.com/2020/03/disney-learning-books.html>
- 25) <https://www.englishbookus.com/2020/03/hidden-pictures-4-books.html>
- 26) <https://www.englishbookus.com/2020/03/family-friendsall-levels-audio.html>
- 27) <https://www.englishbookus.com/2020/03/super-safari-pre-k-kgkg2.html>
- 28) <https://www.englishbookus.com/2020/03/global-english-5-books-sb-wb.html>
- 29) <https://www.englishbookus.com/2020/03/oxford-classic-tales-level-1-15-tales.html>
- 30) <https://www.englishbookus.com/2020/03/jolly-phonics.html>
- 31) <https://www.englishbookus.com/2020/02/english-with-games-and-activities-level.html>
- 32) <https://englishbooktank.blogspot.com/2020/03/>

INDOOR ACTIVITIES

1. Make card for your favorite person at home.
2. Help your mother in cooking and cleaning.
3. Get all the chairs together, make a bus and play driver and conductor.
4. Make a camp in your bed.
5. Make a dark den and use a torch.
6. Make sandwiches of different shapes.
7. Play I Spy
8. Blow bubbles and catch them.
9. Painting
10. Coloring
11. Drawing
12. Have an indoor treasure hunt
13. Make shadow puppets
14. Play pass the parcel.
15. Have an indoor picnic.


“Children don’t need more things. The best toys a child can have is a parent who gets down on the floor and plays with them.”



Date: _____


Day: _____

TRACING & COLORING SECTION



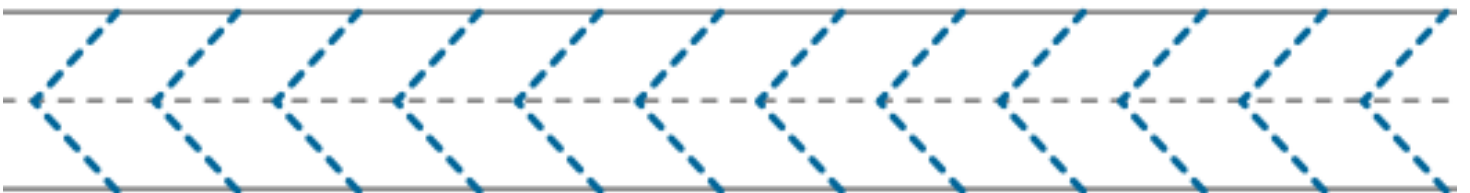

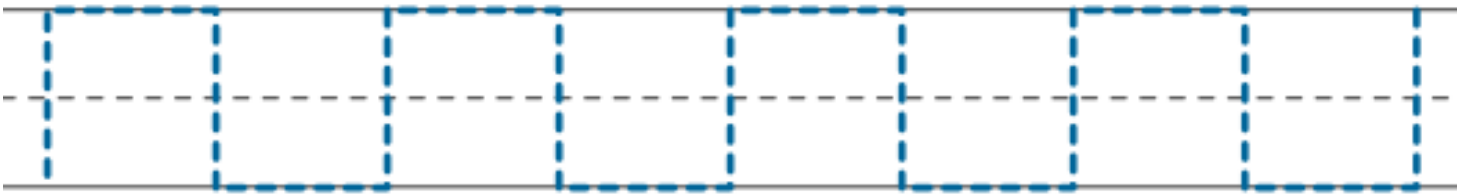
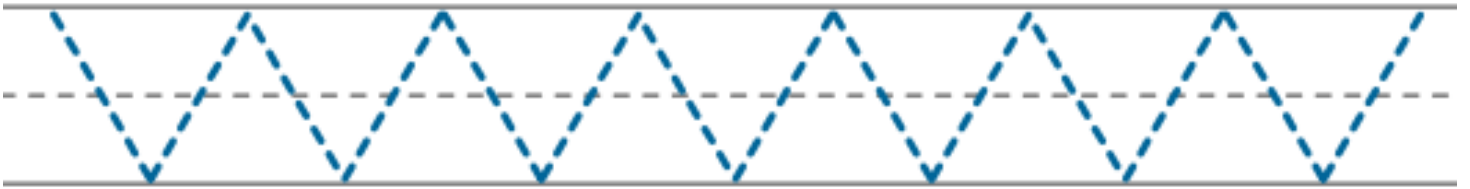
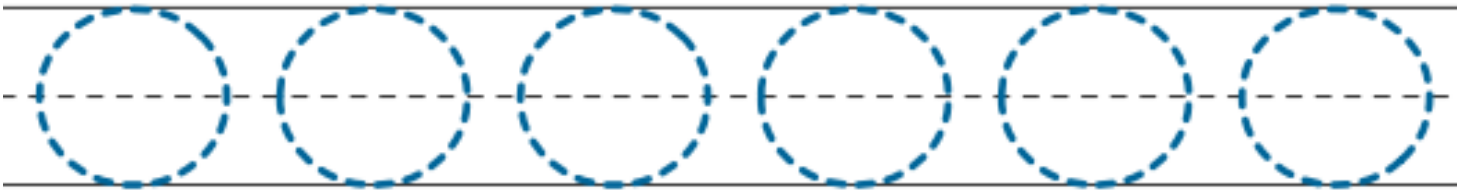
Date: _____

Day: _____



Date: _____

Day: _____



Date: _____

Day: _____




Connect Section

Fish

Date: _____

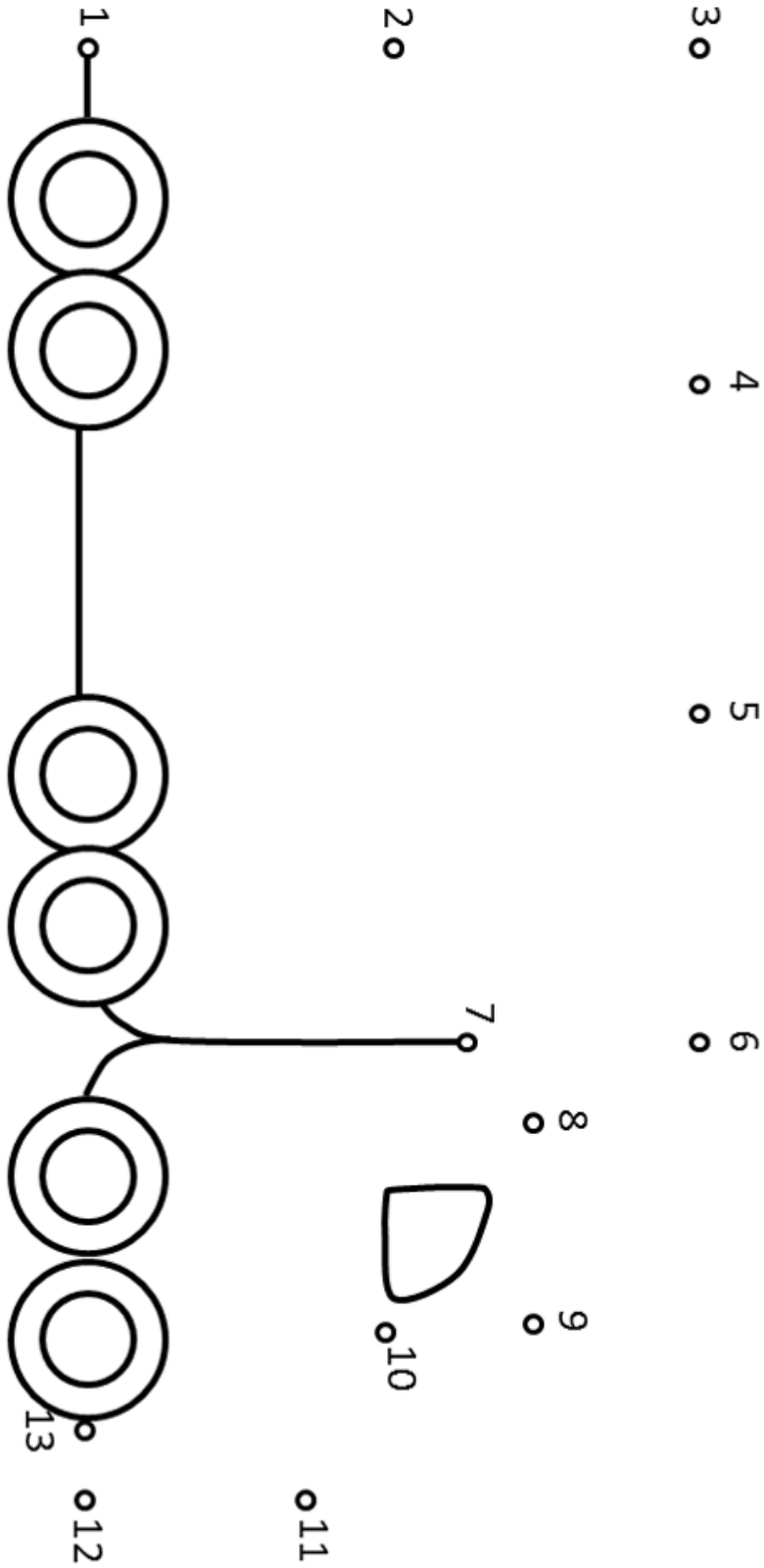
Day: _____



Date: _____

Day: _____

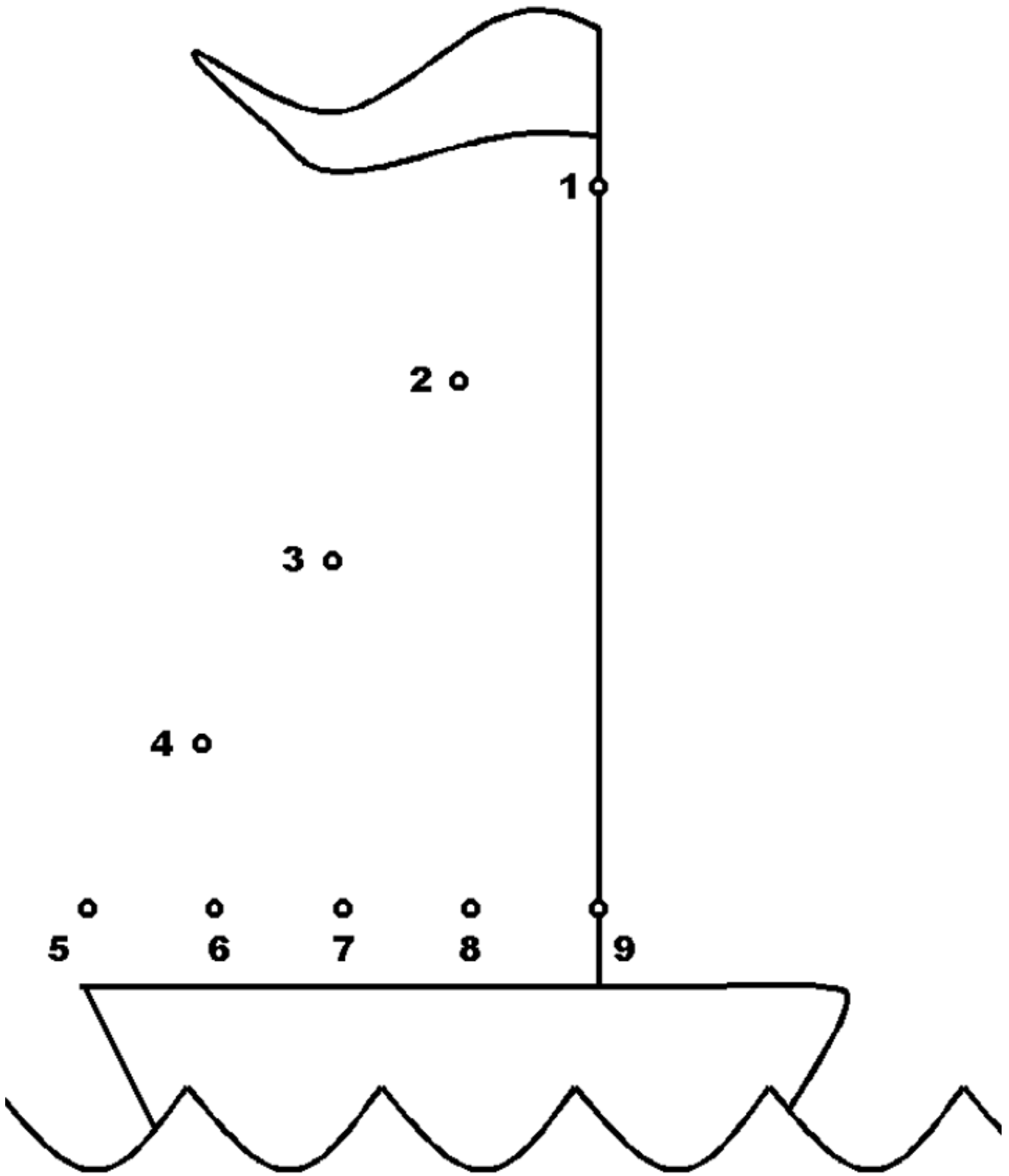
TRUCK



Date: _____

Day: _____

SAIL BOAT



Date: _____

Day: _____

Writing Section

Trace the numbers

1	2	3	4	5
1	2	3	4	5
1	2	3	4	5
1	2	3	4	5
1	2	3	4	5
1	2	3	4	5
1	2	3	4	5
1	2	3	4	5

Date: _____

Day: _____

6	7	8	9	10
6	7	8	9	10
6	7	8	9	10
6	7	8	9	10
6	7	8	9	10
6	7	8	9	10
6	7	8	9	10
6	7	8	9	10

Date: _____

Day: _____

Write 1-2

1

2

1

2

ب سے ط پر ہاتھ پھیرئے اور دہرائئے

ا ب پ ت ٹ ث ج ح خ

د ذ ر ژ س ش ص ض ط

ا ب پ ت ٹ ث ج ح خ

د ذ ر ژ س ش ص ض ط

ا ب پ ت ٹ ث ج ح خ

د ذ ر ژ س ش ص ض ط

Date: _____

Day: _____

TRACE AND REVISE THE LETTERS

c	o		s	q
c	o		s	q
c	o		s	q
c	o		s	q
c	o		s	q
c	o		s	q
c	o		s	q
c	o		s	q

Date: _____

Day: _____

t	i	n	b	h
t	i	n	b	h
t	i	n	b	h
t	i	n	b	h
t	i	n	b	h
t	i	n	b	h
t	i	n	b	h
t	i	n	b	h
t	i	n	b	h
t	i	n	b	h

Date: _____

Day: _____

f	j	m	u	v
f	j	m	u	v
f	j	m	u	v
f	j	m	u	v
f	j	m	u	v
f	j	m	u	v
f	j	m	u	v
f	j	m	u	v
f	j	m	u	v
f	j	m	u	v

Date: _____

Day: _____

EXPERIENTIAL LEARNING

Milk Art

Materials

1. A bowl
2. ½ cup of milk
3. Dish soap
4. Cotton swab
5. Food Coloring, more than one color
6. Pepper (optional)

Instructions:

1. Pour the milk into the bowl. Be careful not to move the bowl, you want the milk as still as possible.
2. Put one drop of each color in different places in the milk.
3. Put just a tiny amount of soap on the end of the cotton swab, then touch it to one of the colors. WOW!

Let the experimenting begin!

5. To clean up, just pour the milk down the drain. (Do not drink it)

Balloon Pop! Not!

Materials:

1. A Balloon
2. 2 pieces of tape, each about 2 inches in length
3. Small needle or push pin (with adult supervision)

Instructions:

1. Blow up balloon.
2. Use the the two pieces of tape to make an "X" on your balloon.
3. Carefully (with parent supervision), push needle through the middle of your "X".
4. Leave needle in and see how long it takes your balloon to pop.

Date: _____

Day: _____

ISLAMIYAT

1. Offer prayer
2. Recitation

100 Times Recitation	
Monday	Alhamdulillah
Tuesday	Subhan Allah
Wednesday	Allah o Akbar
Thursday	Astagfirullah
Friday	Durood-e- Shareef
Saturday	First Kalimah
Sunday	سُبْحَانَ اللَّهِ وَبِحَمْدِهِ سُبْحَانَ اللَّهِ الْعَظِيمِ

3. Allah's Names
4. Prophet's ﷺ Names
5. Recitation of Ayat-ul-Kursi for protection (Repeat After Parents)
6. Dua for Increasing Eman (Repeat After Parents)
7. Dua for Increasing Knowledge
8. 1st – 6th Kalimah (Repeat After Parents)
9. Miswak Application
10. 80 Times Friday's Durood Sharif (Repeat After Parents)
11. Charity as per the feasibility
12. Revise all the surahs and supplications till 2nd Assessment.
13. Watch the links and implement in your lives

<https://www.youtube.com/channel/UCvWyP-vFhIS1-XENpD6w68A/videos>

<https://www.youtube.com/channel/UC178EmfQAV3OT-UpuO6WUMg>

ASSIGNMENTS

1. Create your portfolio of all the given indoor activities (in the form of printed book)
2. Ask your parents to read a book and you may tell in your own words to them. Draw or something related to the story on A4 Paper.
3. Ask your parents to draw something on A4 paper and do the finger painting on it.
4. Build a tower out of recycling. (such as paper, boxes or carton)
5. Watch 3 moral videos on YouTube and fill up the video review worksheets.

Title of video: _____

My Video Review

What did you think of the video? Color one.



Draw your favorite part of the video!

Title of video: _____

My Video Review

What did you think of the video? Color one.



Draw your favorite part of the video!

Title of video: _____

My Video Review

What did you think of the video? Color one.



Draw your favorite part of the video!

ART ASSIGNMENTS



MONSTER Collage Art




<https://funlearningforkids.com/monster-collage-art-activity-kids/>



<https://funlearningforkids.com/bubble-painting-art-activity/>

FALL TREE CRAFT with dot stickers!



<https://funlearningforkids.com/fall-tree-craft-dot-stickers/>